



# Touring Tokyo by Sightseeing Taxi

## Tokyo Sightseeing

### Index

Map of recommended routes .....	4-5
Recommended route 1 (See the popular and famous sights!) .....	6-7
Recommended route 2 (Instagrammable sites in Tokyo you'll want to photograph) .....	8-9
Recommended route 3 (Visit Tokyo's spiritual hot spots and grab some good luck!) .....	10-11
Recommended route 4 (Souvenirs! Find great items in Tokyo) .....	12-13
Recommended route 5 (Bustling shopping streets and neighborhoods of specialty shops) .....	14-15
Recommended route 6 (Encounter ultramodern Tokyo through pop culture) .....	16-17
Recommended route 7 (Experience history and traditional culture) .....	18-19
Recommended route 8 (Discover art and nightscapes through Tokyo nightlife!) .....	20-21
Recommended route 9 (Fully indulge in the sake, history, and nature of Tama) .....	22-23
Recommended route 10 (Explore a little further to the popular Kamakura-Shonan area) .....	24-25
General information on using a sightseeing taxi .....	26-27

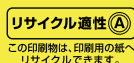


Published March 2023 Registration number (4) 203

Editor and publisher: Welcoming Environment Promotion Section, Tourism Division,  
Bureau of Industrial and Labor Affairs, Tokyo Metropolitan Government  
2-8-1 Nishishinjuku, Shinjuku City, Tokyo

Editing collaboration: Tokyo Hire-Taxi Association

Printing: Shinso Print Co., Ltd.



# Pickup and drop-off at a specified location! Tour Tokyo in comfort

Tokyo sightseeing taxis are chartered taxis that will pick you up and drop you off at the location of your choice. A certified Tokyo sightseeing taxi driver will chauffeur you around to sightseeing places in Tokyo while providing guidance that goes above and beyond. Drivers include "Tokyo Metropolitan Government Licensed Guide" who are accredited according to the Licenced Guide Interpreters Act. Tourist information can also be provided in English.



## Tokyo Sightseeing Taxi 4 key points for carefree tourism



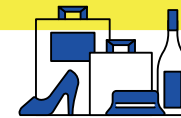
### Design your own route that can be changed as needed

- You're free to decide on times and places to visit.
- Arrangements can be made according to the day's weather and your preferences.



### Chartered service is provided for small groups

- Receive personalized service for small groups not available in group tours.
- There are various vehicle types to choose from according to the number of passengers.
- It's perfect for sharing with family and friends.



### Experience effortless sightseeing without lugging around bags

- Leave your bags in the taxi for hands-free sightseeing.
- Taking a nimble taxi makes for efficient travel.




### The driver serves as a sightseeing guide

- Explanations are provided by knowledgeable drivers.
- You can ask the driver about routes and restaurants.

## How to use this pamphlet

The recommended routes shown in this pamphlet may not be offered by the taxi company you engage. Please contact the taxi company for more information.



The information provided for each facility is accurate as of September 2022.

The times and fees required are approximations calculated for guided sightseeing in Japanese using a sedan-type taxi transporting 4 people.

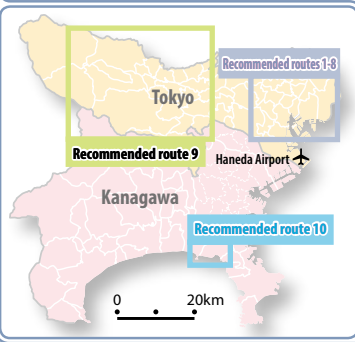
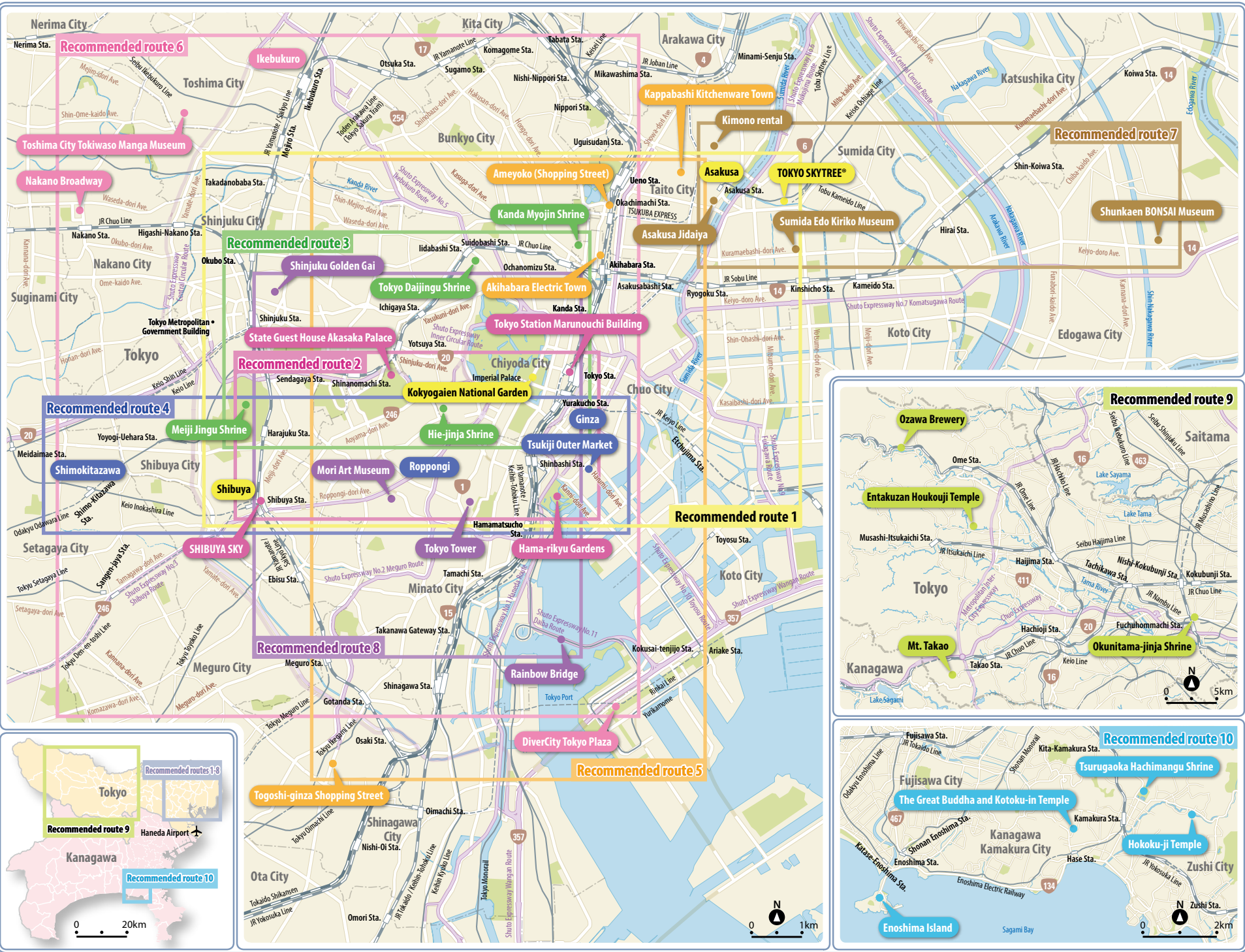
The hotels for departure and arrival (pickup and drop-off) are assumed to be in central areas such as Chiyoda, Chuo, Minato, Shinjuku, Taito, and Shibuya cities.

## Points to note when using a Tokyo sightseeing taxi

- (1) A reservation is required. Please contact the taxi company for more information.
- (2) You are free to design a route if the pickup and drop-off sites are in the 23 wards or Tama area, including usage times, pickup/drop-off sites, and sightseeing spots.
- (3) Fares differ according to usage times and the taxi company. Be sure to check with the taxi company as fares can differ depending on factors such as the day's traffic conditions and the specified driver.
- (4) Usage time includes activities such as time spent shopping and eating meals.
- (5) You are responsible for fees incurred on the day of sightseeing, such as for parking, facility entrance fees (including the driver's), and expressway tolls.
- (6) Depending on the facility, the driver may not be able to accompany you inside.
- (7) Some facilities require you to make reservations yourself, so please be sure to check with the taxi company.
- (8) Depending on the taxi company, there may be drivers who can speak English, so please check the (English) websites of the companies shown on page 27.

# Map of recommended routes

- Recommended route 1
- Recommended route 2
- Recommended route 3
- Recommended route 4
- Recommended route 5
- Recommended route 6
- Recommended route 7
- Recommended route 8
- Recommended route 9
- Recommended route 10





# See the popular and famous sights!

When you come to Tokyo, visit the city's must-see popular and famous sights. Enjoy the many faces of Tokyo, including the oldest temple in the city and a breathtaking view from 634 meters up in the air.



**4~6**  
hour course

¥23,500 – ¥35,000



## Kokyoaien National Garden

This expansive park stretches over 1.15 million square meters. Its many highlights include the contrast between historical buildings and the sweeping lawn, and historic sites such as the Double Bridge. Be sure to take a stroll amid the rich natural landscape.

- ☎ 03-3213-0095
- ✓ Always open
- 🅑 Exclusive parking available for sightseeing taxis.
- 🌐 <https://fng.or.jp/koukyo/en/>

Photos provided by:  
Chiyoda City Tourism Association



## Shibuya

This is a popular area of Tokyo where many young people gather. As many as 500,000 people a day walk across Shibuya Scramble Crossing, located in front of Shibuya Station. Take care not to stop in the crossing to take a picture.



**Voice** Taking a taxi makes traveling from place to place effortless. We were able to adjust our schedule, so I think using a sightseeing taxi is good for families and groups.

## Asakusa

Visitors from Japan and abroad come to Asakusa. Sensoji Temple is the oldest temple in the city with a history spanning over 1,400 years. Enjoy shopping at Nakamise, a shopping street of approximately 90 shops along the passageway from Kaminarimon Gate that includes long-established shops in business since the Edo period.

- ☎ 03-3842-0181
- ✓ Various halls: Apr.–Sept. 6:00–17:00, Oct.–Mar. 6:30–17:00
- 🌐 <https://www.senso-ji.jp/english/>



## TOKYO SKYTREE®

This is the world's highest freestanding broadcast tower that boasts a height of 634 meters. There is an amazing panoramic view of Tokyo looking down from the glassed-in Tembo Deck and Tembo Galleria! Walk along Tembo Galleria and you'll feel as if you're walking in midair.

- ☎ 0570-55-0634
- ✓ 10:00–21:00 (last entry 20:00)
- 💰 1 adult/weekdays Combo ticket (Tembo Galleria + Tembo Deck) 3,100 yen, Tembo Deck 2,100 yen  
\*Discount available with an online reservation
- 🅑 350 yen/30 min. \*Sightseeing taxis are given preferential parking rates.
- 🌐 <https://www.tokyo-skytree.jp/en/>



\*This is a recommended route. The times and fees required are approximations calculated for guided sightseeing in Japanese.  
\*The customer is responsible for separate fees incurred such as for parking, facility entrance, expressway tolls, meals, and English guidance by a Tokyo Metropolitan Government Licensed Guide.




# Instagrammable sites in Tokyo you'll want to photograph

There are many Instagrammable sites you'll want to commemorate in photos, such as the Tokyo cityscape viewed from sightseeing spots up above, a train station boasting beautiful architecture, and the State Guest House! Snap photos of your travels and share your memories.



4~6  
hour course

¥23,500 - ¥35,000



## SHIBUYA SKY

This observation facility was created approximately 230 meters above Shibuya. SKY STAGE offers a sweeping view of Tokyo. The dynamic view that can only be experienced outside unfolds right before your eyes. You'll feel as if you've become one with the sky.

- ☎ 03-4221-0229 (10:00-20:00)
- ✓ 10:00-22:30 (last entry 21:20)
- 👤 Adults 2,000 yen, jr. high/high school students 1,600 yen, elementary school students 1,000 yen, preschoolers (ages 3-5) 600 yen
- 🕒 Weekdays 300 yen/30 min., Weekends/national holidays 400 yen/30 min. \*Affiliated parking (fees at some affiliated parking areas differ)
- 🌐 <https://www.shibuya-scramble-square.com/en/>



## Tokyo Station Marunouchi Building

Built in 1914, this station building has been restored to its original appearance. Though daylight nicely shows off the attractive red bricks, the nighttime view is recommended when the building is illuminated to create a romantic visage. Be sure to also check out the relief work on the dome ceiling inside the station.



We got fantastic, beautiful pictures! The driver helped us take photos and gave us lots of tourist information.

## Hama-rikyu Gardens

This is a classic daimyo's garden from the Edo period. In addition to Shioiri-no-ike Pond that is filled with water drawn from the sea, there are two duck hunting sites. The several teahouses that once existed have been reconstructed and restored, and you can enjoy matcha tea at Nakajima-no-ochaya Teahouse located in the middle of Shioiri-no-ike Pond.

- ☎ 03-3541-0200
- ✓ 9:00-17:00 (last admissions at 16:30)
- 🗓 Dec. 29-Jan. 1
- 👤 300 yen, 65 and older 150 yen
- 🌐 [https://www.tokyo-park.or.jp/park/format/index028.html#googtrans\(en\)](https://www.tokyo-park.or.jp/park/format/index028.html#googtrans(en))



Photos provided by:  
Tokyo Metropolitan Park Association

## State Guest House Akasaka Palace

Built in 1909, this is the only Imperial building constructed in the neo-Baroque style in Japan. It's a culmination of everything the Japanese architectural, art, and craft industries had to offer at that time. The main building and garden stand as they were originally constructed and can be visited without an appointment.

- ✓ 10:00-17:00 (last entry into main building 16:00)
- 🗓 Wednesdays (or the following day when Wednesday falls on a national holiday) \*May also be closed at other times for operational reasons.
- 👤 Main building/garden 1,500 yen, university students 1,000 yen, jr. high/high school students 500 yen, elementary school students and younger are free
- 🌐 <https://www.geihinkan.go.jp/en/akasaka/>



\*This is a recommended route. The times and fees required are approximations calculated for guided sightseeing in Japanese.  
\*The customer is responsible for separate fees incurred such as for parking, facility entrance, expressway tolls, meals, and English guidance by a Tokyo Metropolitan Government Licensed Guide.



# Visit Tokyo's spiritual hot spots and grab some good luck!

Spiritual hot spots said to possess energy that brings good luck are immersed in a mystic aura. Take a tour of shrines and temples to fully experience nature, history, and traditional culture while in the city.

Time

3~5

hour course

---

¥18,000
-
¥29,000



Good luck charms and votive tablets all have delightful designs and make perfect souvenirs. The driver explained Japanese culture and how to pray at the shrines and temples.

Voice



## Meiji Jingu Shrine

This shrine is dedicated to Emperor Meiji and Empress Shoken. It's enveloped in a landscape so full of nature you won't believe it's in the middle of a metropolis. There are numerous spiritual hot spots such as Meotokusu for romance and happy marriage, and the famous spring, Kiyomasa's Well.

- ☎ 03-3379-5511
- ✓ Opening and closing hours differ by month
- 🅑 Free
- 🌐 <https://www.meijijingu.or.jp/en/>



## Hie-jinja Shrine

Known as the guardian deity of Edo (ancient Tokyo), in recent years it has become familiar for the deity of prosperous business, success in work, advancement in life, and good marriage partners. Many people come from throughout Japan in search of its blessings. Senbon Torii, the beautiful line of red torii gates, is also located on shrine grounds.

- ☎ 03-3581-2471
- ✓ Open 6:00-17:00
- Visitor center/stamp station 8:00-16:00
- Prayer requests, sanctuary 9:00-16:00

- 🅑 Free
- 🌐 <https://www.hiejinja.net/>



## Tokyo Daijingu Shrine

This shrine is extremely popular as a spiritual hot spot for love that leads to marriage. Itomi Inari Shrine found on the premises is widely known for the deity of food, clothing, and shelter, and the deity of prosperous business and successful family business.

- ☎ 03-3262-3566
- ✓ Visiting hours 6:00-21:00, Visitor center 8:00-19:00
- 🌐 <http://www.tokyodaijingu.or.jp/english/index.html>



## Kanda Myojin Shrine

Said to be good for matchmaking, prosperous business, prayers for good health, and luck in competitions, many people visit seeking career success because it brings good business relations. The shrine is also famous for the Kanda Festival, one of the three most renowned Edo festivals.

- ☎ 03-3254-0753
- ✓ Visiting hours 9:00-17:00
- 🅑 Free
- 🌐 <https://www.kandamyoujin.or.jp/what/>



\*This is a recommended route. The times and fees required are approximations calculated for guided sightseeing in Japanese.  
 \*The customer is responsible for separate fees incurred such as for parking, facility entrance, expressway tolls, meals, and English guidance by a Tokyo Metropolitan Government Licensed Guide.



# Souvenirs!

## Find great items in Tokyo.

One of the best things about Tokyo is that you can find everything from luxury brand shops to affordable fashion, foods, and miscellaneous goods that add flair to the ordinary. Travel around different areas to enjoy the streetscapes.



**6~8**  
hour course

¥35,000 - ¥46,500



Photo provided by: Chuo City Tourism Association



### Tsukiji Outer Market

As Japan's 'food town' known as Tokyo's kitchen, this market has everything food related that includes not only foods, but also dried goods and kitchen utensils. There are also lots of eateries serving sushi and other foods, so you can relish dishes unique to Tsukiji in between shopping.

📍 Differs by shop  
🌐 <https://www.tsukiji.or.jp/english/>



### Ginza

This area is irresistible if you love shopping. It has department stores, commercial complexes, stores from famous Japanese and foreign brands, and sophisticated shops. When you travel by taxi, you can leave your bags in the car so you can shop without a care.



We enjoyed different things while getting a look at the streets of Tokyo. Taking a taxi is nice because you can relax inside while getting around.

### Roppongi

Roppongi has an image as the place to go for nightlife, but the area also has two commercial complexes. Roppongi Hills offers shops and restaurants, while Tokyo Midtown has a wide variety of establishments such as stationery shops and long-standing general stores.

Roppongi Hills (Commercial Complex)  
☎ 03-6406-6000  
📍 Differs by shop 🕒 300 yen/30 min.  
🌐 <https://www.roppongihills.com/en/>

Tokyo Midtown (Commercial Complex)  
☎ 03-3475-3100  
📍 Differs by shop 🕒 300 yen/30 min.  
🌐 <https://en.tokyo-midtown.com/>



### Shimokitazawa

You'll find secondhand shops, record stores, and playhouses in this stylish, cultural area that still retains the atmosphere of old Tokyo. "reload" was created where the old Odakyu Line once ran and offers a collection of highly unique shops.

reload  
📍 Differs by shop  
🌐 <https://reload-shimokita.com/>



\*This is a recommended route. The times and fees required are approximations calculated for guided sightseeing in Japanese.  
\*The customer is responsible for separate fees incurred such as for parking, facility entrance, expressway tolls, meals, and English guidance by a Tokyo Metropolitan Government Licensed Guide.



# Bustling shopping streets and neighborhoods of specialty shops

In Tokyo, there are shopping streets treasured by the locals and neighborhoods of specialty shops with a captivating atmosphere that are always buzzing with people. Venture out and get a feel for the real Tokyo.



4~6  
hour course

¥23,500 - ¥35,000



We had fun trying foods at various places in lively shopping streets. It was relaxing because we could leave our souvenirs and other purchases in the taxi and walk around.



## Togoshi-ginza Shopping Street

Around 400 shops line this street, which is the longest in eastern Japan. It's perfect for walking around and trying various foods, such as croquettes and soft-serve ice cream. You'll also find original Togoshi-ginza sauces and sake, which make great souvenirs.

Differs by shop  
<https://www.togoshiginza.jp/en/>

Photo provided by:  
Togoshiginza Area Management



## Akihabara Electric Town

This is one of the best areas for electronics in Japan. Lately, it's become widely known internationally for its many shops specializing in anime, games, comics, and character goods, so it's also well-known as an area for experiencing Japan's otaku culture.

Differs by shop  
[https://akiba.or.jp/wp\\_en/](https://akiba.or.jp/wp_en/)

Photos provided by:  
Chiyoda City Tourism Association



## Ameyoko (Shopping Street)

There are about 400 shops along an approximately 500-meter stretch. Aside from being famous for discount sales of candy and clusters of drinking establishments under railway overpasses, this area has a wide array of stores including really cheap clothing shops, drugstores, and sporting goods shops.

Differs by shop  
<https://www.ameyoko.net/>



## Kappabashi Kitchenware Town

About 160 shops sell items including knives and other edged tools, Japanese tableware, plastic food replicas, and convenient cooking goods. It has everything food-related and attracts everyone from professional chefs to ordinary shoppers.

Differs by shop  
<https://www.kappabashi.or.jp/en/>



\*This is a recommended route. The times and fees required are approximations calculated for guided sightseeing in Japanese.

\*The customer is responsible for separate fees incurred such as for parking, facility entrance, expressway tolls, meals, and English guidance by a Tokyo Metropolitan Government Licensed Guide.





# Encounter ultramodern Tokyo through pop culture

Visit celebrated pop culture sites. You can enjoy Japanese manga, anime, and games, and experience ultra-real activities in the world of virtual reality.



**5~7**  
hour course

¥29,000 – ¥40,500



## Nakano Broadway

Many people are fascinated by the idiosyncrasy of community-based shops and subculture-oriented shops for fanatics existing side by side. There are shops selling anime goods, figurines, manga, and celebrity merchandise.

- ☎ 03-3388-7004 (Nakano Broadway Shopping District Promotion Cooperative)
- ✓ Differs by shop
- 🌐 <https://nakano-broadway.com/>



## Toshima City Tokiwaso Manga Museum

Tokiwaso is the apartment building where Osamu Tezuka and other eminent Japanese manga artists spent their days when they were young. Both the exterior and interior have been faithfully recreated. The museum shares manga and anime culture.

- ☎ 03-6912-7706
- ✓ 10:00–18:00 (entry until 17:30)
- 🗓 Mondays (or the following day when Monday is a national holiday)
- 💰 Admission fee required to enter all areas of the Museum during special planned exhibitions
- 🌐 <https://tokiwasomm.jp/en/>



## Ikebukuro

In addition to large specialty stores selling comics, manga, figurines, and games, there are also shops selling anime goods scattered in the vicinity of the station. Otome Road is especially well known for its closely clustered shops selling items aimed at young female manga fans.



We had a blast in Japan's subculture. We were able to experience a wide range of what makes Tokyo special, like ordinary neighborhoods with a sense of day-to-day life and beautifully kept neighborhoods.

## DiverCity Tokyo Plaza

This is a commercial complex where you can experience surprises and excitement. The full-scale Unicorn Gundam statue standing at the entrance is famous. It is also home to Tyffonium, where you can encounter the next-generation mixed reality (MR) attractions.

- ☎ 0570-012780
- ✓ Shopping 11:00–20:00, Weekends/national holidays 10:00–21:00
- Food court 11:00–21:00, Weekends/national holidays 10:00–22:00 Restaurants 11:00–22:00
- \*Excluding some shops
- 🕒 No regular closing days
- 📍 500 yen/60 min., 250 yen/30 min. thereafter
- 🌐 <https://mitsui-shopping-park.com.e.act.hp.transer.com/divercity-tokyo/>



\*This is a recommended route. The times and fees required are approximations calculated for guided sightseeing in Japanese.  
\*The customer is responsible for separate fees incurred such as for parking, facility entrance, expressway tolls, meals, and English guidance by a Tokyo Metropolitan Government Licensed Guide.



# Experience history and traditional culture

You can fully appreciate Japanese history and traditional culture by making traditional Japanese crafts, trying cultural activities such as tea ceremony and calligraphy, and trimming bonsai trees. Change into a kimono and acquaint yourself with the Japanese spirit.



8~9  
hour course

¥46,500 – ¥52,000



## Kimono rental

There are numerous kimono rental shops in Asakusa that have a full array of good quality kimono available. Choose the color and pattern of kimono that you like and venture out on the town. When you travel by taxi, you can move around in comfort even in a kimono, and the driver helps take photos to remember the experience.

## Asakusa Jidaiya

This establishment offers hands-on Japanese cultural experiences such as kimono rental, tea ceremony, Japanese confectionery making, sword-drawing practice, and calligraphy, as well as unique activities including appreciation of traditional performing arts and entertainment. You can wear a kimono or yukata and enjoy sightseeing around Asakusa in a rickshaw.

## Sumida Edo Kiriko Museum

This museum exhibits and sells various Edo Kiriko glassware, from superb items made by artisans to pieces for everyday use. You can also make your own original glass and take it home. Just choose a glass you like and etch a Kiriko pattern using traditional techniques.

## Shunkaen BONSAI Museum

Bonsai is a presentation of traditional Japanese culture that expresses Mother Nature in a small space. It's a living art form that Japan can share with the world. Here you'll find rows of bonsai masterpieces and see a traditional Japanese-style house.

**Voice**

It was a wonderful opportunity to wear a kimono and try different Japanese cultural experiences. I also traveled in a taxi when wearing the kimono, so it was comfortable.

- ☎ 03-3843-0890
- 📅 10:00-17:30 (reservation required for hands-on experiences)
- 🕒 Open year round
- 👉 Differs depending on the hands-on experience (Baggage storage service: 500 yen/day)
- 🌐 <https://www.jidaiya.biz/index-e.html>



- ☎ 03-3623-4148
- 📅 10:00-17:00, Hands-on experiences at 10:30, 13:00, and 15:00 (reservation required)
- 🕒 Mondays, Sundays, national holidays, New Year holidays
- 💰 Adults (jr. high school students and older) 4,950 yen (incl. materials), elementary school students 1,540 yen (incl. materials)
- 🌐 <https://www.edokiriko.net/>



- ☎ 03-3670-8622
- 📅 10:00-17:00
- 🕒 Mondays (or the following Tuesday when Monday is a national holiday)
- 💰 Entrance fee 1,000 yen, Bonsai experience 5,000 yen/person (incl. entrance fee; reservation required)
- 🆓 Free
- 🌐 <http://www.kunio-kobayashi.com/en/index.html>



\*This is a recommended route. The times and fees required are approximations calculated for guided sightseeing in Japanese.  
\*The customer is responsible for separate fees incurred such as for parking, facility entrance, expressway tolls, meals, and English guidance by a Tokyo Metropolitan Government Licensed Guide.




# Discover art and nightscapes through Tokyo nightlife!

You can't visit Tokyo without making the most of nighttime! Not only can you enjoy the nightscape, but you can also take in art and the backstreet culture. With a taxi, you can have fun without worrying about the time.



4~6  
hour course

¥23,500 – ¥35,000



## Rainbow Bridge

This 798-meter suspension bridge is a symbol of Tokyo Port that connects the city center with the seaside sub-metropolitan center. The top of the bridge offers a sweeping view of Tokyo Bay and the buildings, so soak up the view of Tokyo from the taxi window from sunset to nighttime. You can also enjoy the bridge lit up at night.

## Mori Art Museum

This is an international contemporary art museum. It hosts a wide variety of originally-curated exhibitions of cutting-edge contemporary art, architecture, and designs from around the world. The museum is open every day during exhibitions until 22:00 (excluding Tuesdays), so you can view the art at night.

## Tokyo Tower

You'll enjoy a panoramic night view of Tokyo from the observation area at this symbol of Tokyo, which stands 333 meters tall. At nighttime, Tokyo Tower makes a striking sight illuminated against the night sky. The illumination also changes in each season, which is part of the fun.

## Shinjuku Golden Gai

Establishments housed in wooden tenements built in the 1950s line both sides of narrow streets. At night, the shop signs light up to create a distinct ambience. Go on a pub crawl to find the one that you like best.

### Voice



The nighttime drive was really fun! We got a feel for a Tokyo that we hadn't known before. In the backstreets, we were also able to experience the culture of everyday life in Japan.

- ☎ 050-5541-8600
- ✓ 10:00–22:00 (last entry 21:30), Tuesdays 10:00–17:00 (last entry 16:30)
- Ⓒ When there are no exhibitions
- ¥ Depends on the exhibition \*Discount available with an online reservation
- 🕒 300 yen/30 min.
- 🌐 <https://www.mori.art.museum/en/index.html>



- ☎ 03-3433-5111
- ✓ Main deck 9:00–23:00 (last entry 22:30), Top deck tour 9:00–22:45 (last tour 22:00–22:15)
- Ⓒ Open year round

- ¥ Main deck: Adults 1,200 yen, high school students 1,000 yen, elementary/jr. high school students 700 yen, ages 4 and older 500 yen; Top deck tour: Adults 3,000 yen, high school students 2,800 yen, elementary/jr. high school students 2,000 yen, ages 4 and older 1,400 yen
- \*Discount available with an online reservation
- 🕒 600 yen/60 min., 300 yen/30 min. thereafter
- \*Sightseeing taxis are given preferential parking rates.

🌐 <https://www.tokyotower.co.jp/en/>



- ☑️ Differs by shop
- 🇯🇵 <http://goldengai.jp/>
- 🇬🇧 <http://golden-gai.tokyo/en/>



\*This is a recommended route. The times and fees required are approximations calculated for guided sightseeing in Japanese.

\*The customer is responsible for separate fees incurred such as for parking, facility entrance, expressway tolls, meals, and English guidance by a Tokyo Metropolitan Government Licensed Guide.



# Fully indulge in the sake, history, and nature of Tama

On a sunny day, when you travel from the city center to the Tama region you can see Mt. Fuji in the distance from the taxi window. Savor Japanese sake surrounded by nature and stop off at shrines and temples to appreciate history.



Time

## 9~10

hour course

¥52,000 – ¥57,500



## Mt. Takao

Mt. Takao became a popular destination because the Michelin Green Guide gave it three stars. There are cable cars, so it's perfect for people who want to enjoy some casual mountain climbing. You can see Mt. Fuji from the mountaintop on a clear day.

## Ozawa Brewery

Since its founding in 1702, this brewery has continued to brew sake for over 300 years. Brewery tours are available by reservation. You can see inside the brewery and the well that provides spring water. There is also a shop, a sake-tasting area, a restaurant, and cafe.

## Entakuzan Houkouji Temple

This famous temple in Nishitama was built in 1478. Rokuya Daibutsu is the second largest statue of Buddha in Japan. It was completed in 2018 and stands 12 meters high. The temple grounds are enveloped in nature, and flowers and plants decorate the area around the statue in each of the four seasons.

## Okunitama-jinja Shrine

This shrine has a history of over 1,900 years and is famous for matchmaking and protecting against misfortune. The shrine grounds are surrounded by numerous trees. It holds a variety of festivals throughout the year, including the annual Kurayami Festival.

**Voice**

I recommend this route to people who like Japanese sake! On top of touring sake breweries, I also gained a sense of what makes Japan so great from visiting famous mountains, and historical shrines and temples.



- ☎ 0428-78-8210
- ✓ Tours at 11:00, 13:00, and 14:00
- 🗓 Mondays
- 🆓 Brewery tours are free
- 🅐 Free
- 🌐 <http://www.sawanoi-sake.com/en>



- ☎ 080-9567-1319
- ✓ 9:00-16:30 (last entry 16:00)
- 🆓 Open year round
- 💰 Visit to Rokuya Daibutsu: Adults (jr. high school students and older) 300 yen, children (elementary school students only) 100 yen
- 🅐 Free
- 🌐 <https://entakuzan-houkouji.or.jp/>



- ☎ 042-362-2130
- ✓ Apr. 1-Sept. 14 6:00-17:00, Sept. 15-Mar. 31 6:30-17:00
- 🆓 Free (parking reserved for shrine visitors on the west side of the grounds)
- 🌐 <https://www.ookunitamajinja.or.jp/>



\*This is a recommended route. The times and fees required are approximations calculated for guided sightseeing in Japanese.  
 \*The customer is responsible for separate fees incurred such as for parking, facility entrance, expressway tolls, meals, and English guidance by a Tokyo Metropolitan Government Licensed Guide.



# Explore a little further to the popular Kamakura-Shonan area

The popular Kamakura-Shonan area not only is blessed with an abundance of nature, but also has many temples, shrines, and sightseeing spots. Go for a fun drive in a taxi while enjoying the lovely scenery and seascape.



**8~10**  
hour course

¥46,500 – ¥57,500



Because we could leave our bags in the taxi, we had fun sightseeing without being weighed down with belongings. The driver told us about history and other information.



## Tsurugaoka Hachimangu Shrine

This shrine is famous for being associated with Minamoto-no Yoritomo, and the shrine grounds are a designated national historic site. It's a must-see when visiting Kamakura as it also serves as a symbol of the area. There are also facilities such as a museum and cafe on shrine grounds.

- ☎ 0467-22-0315
- 🕒 6:00–20:30 (closes 21:00)
- 💰 600 yen/60 min., 300 yen/30 min. thereafter
- 🌐 <https://www.hachimangu.or.jp/en/>



## Hokoku-ji Temple

Behind the main temple is a magnificent bamboo grove, so it's also well-known as the bamboo temple. You can gaze out at the bamboo grove right in front of you while sampling matcha tea at Kyukoan teahouse. Be sure to also see the dry landscape garden where you can appreciate different flowers in different seasons.

- ☎ 0467-22-0762
- 🕒 9:00–16:00 \*Matcha tea orders taken until 15:30. Orders for matcha tea may be temporarily suspended when crowded.
- 🗓 New Year holidays
- 💰 Visit 300 yen, matcha tea (with Japanese sweet) 600 yen
- 🆓 Free
- 🌐 <https://houkokuji.or.jp/>



## The Great Buddha and Kotoku-in Temple

The Great Buddha was originally located within the Great Buddha Hall, but is believed to have been enshrined in its present site after being destroyed by typhoons and large tsunami. You can view the inside of the Great Buddha for a separate fee (20 yen).

- ☎ 0467-22-0703
- 🕒 Apr.–Sept. 8:00–17:30, Oct.–Mar. 8:00–17:00 \*Entry permitted until 15 min. before closing
- 💰 General admission, jr. high/high school students 300 yen, elementary school students 150 yen
- 🌐 <https://www.kotoku-in.jp/en/>



## Enoshima Island

Enoshima is an island surrounded by the sea. Enoshima Samuel Cocking Garden is a botanical garden with a tropical atmosphere where you can enjoy plants in all four seasons. Within the garden is Enoshima Sea Candle, a lighthouse observation tower that offers an amazing view.

- ☎ 0466-23-2444
- 🕒 9:00–20:00 (last entry 19:30)
- 🗓 Open year round
- 💰 Enoshima Sea Candle: Adults 500 yen, children 250 yen  
Enoshima Samuel Cocking Garden: Free during daytime hours (500 yen for adults, 250 yen for children from 17:00)
- 🌐 <https://enoshima-seacandle.com/>



\*This is a recommended route. The times and fees required are approximations calculated for guided sightseeing in Japanese.

\*The customer is responsible for separate fees incurred such as for parking, facility entrance, expressway tolls, meals, and English guidance by a Tokyo Metropolitan Government Licensed Guide.

# General information on using a sightseeing taxi

Routes can be modified according to your wishes. For example, you may want to create your own sightseeing agenda, or change your tour of the city depending on the weather and your mood.

Please check with the taxi company you engage for more information, including the items noted in (1) to (4) below.

1 Tokyo sightseeing taxis are chartered and require a reservation.

2 The types of vehicles available differ by taxi company.

3 There may be a cancellation fee when cancelling after a reservation is made.

4 Tokyo sightseeing taxi fare  
\* When specifying a driver who speaks English or another foreign language, ask the taxi company about the details of the fare.

## More information on sightseeing taxis

Sightseeing taxi companies are listed on the following websites.

### Tokyo Hire-Taxi Association sightseeing taxi website

JP [www.taxi-tokyo.or.jp/kanko\\_taxi/](http://www.taxi-tokyo.or.jp/kanko_taxi/)

EN [www.taxi-tokyo.or.jp/english/kanko\\_taxi/](http://www.taxi-tokyo.or.jp/english/kanko_taxi/)



List of companies



Web/JP



Web/EN

The latest tourist information on Tokyo is introduced on the following websites.

### The Official Tokyo Travel Guide

JP [www.gotokyo.org/jp/](http://www.gotokyo.org/jp/)

EN [www.gotokyo.org/en/](http://www.gotokyo.org/en/)



Web/JP



Web/EN

## Instructions for taking a sightseeing taxi

### STEP 1

Make a reservation by telephone or internet



### STEP 2

You will be picked up and dropped off at a hotel, etc.



### STEP 3

Go sightseeing on the route of your choice



### STEP 4

You will be dropped off at the hotel when your sightseeing is over



\*If the pickup and drop-off sites are in the 23 wards or Tama area, you will be picked up/dropped off at the location you prefer.